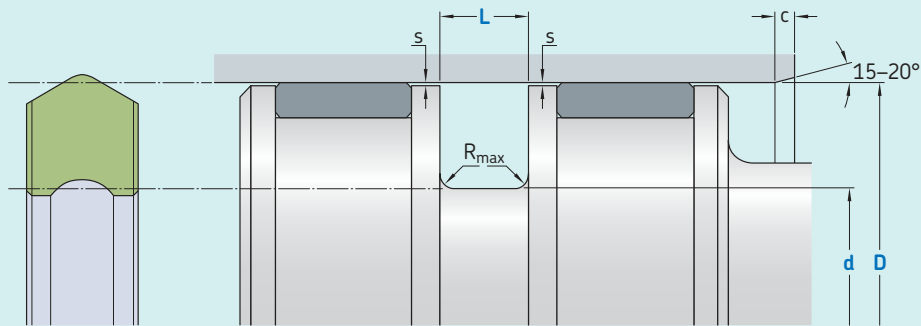


K35-P



Ordering dimensions in **blue**

Surface roughness	R_{tmax}	R_a
	μm	

Sliding surface $\leq 2,5$ $0,05-0,2$

Bottom of groove $\leq 6,3$ $\leq 1,6$

Groove face ≤ 15 ≤ 3

Bearing area: 50-95% and a cutting depth of 0,5 R_z based on $C_{ref} = 0\%$

Standard dimensions						Maximal radial extrusion gap			
D	d	L	R_{max}	c	s^*	20 bar	100 bar	200 bar	400 bar
H9 over	incl.	+ 0,2							
mm						mm			
10	20	D-5	4,0	0,4	2,0	0,31	0,16	0,08	0,03
20	40	D-6	4,5	0,4	3,0	0,33	0,18	0,10	0,05
40	60	D-8	5,5	0,4	3,5	0,33	0,18	0,10	0,05
60	100	D-10	6,5	0,4	4,0	0,37	0,23	0,15	0,10
100	150	D-15	9,5	0,4	5,0	0,46	0,33	0,25	0,18
150	300	D-20	12,5	0,4	6,0	0,54	0,38	0,33	0,25
300	500	D-25	15,0	0,4	8,5	0,61	0,45	0,40	0,33
500	700	D-30	17,5	0,4	10,0	0,67	0,50	0,45	0,40
700	1 250	D-40	22,0	0,4	13,0	0,77	0,50	0,45	0,40
1 250	2 000	D-50	27,0	0,4	15,0	0,87	0,60	0,50	0,40
2 000	4 000	D-60	32,0	0,4	18,0	0,97	0,70	0,50	0,40

* Extrusion gap values shown above are valid for a temperature of 70 °C, higher temperatures require lower values.

Ordering example

Profile
D x d x L [mm]
Sealing material

Piston seal K35-P
100 x 85 x 9,5
ECOPUR

Operating parameters

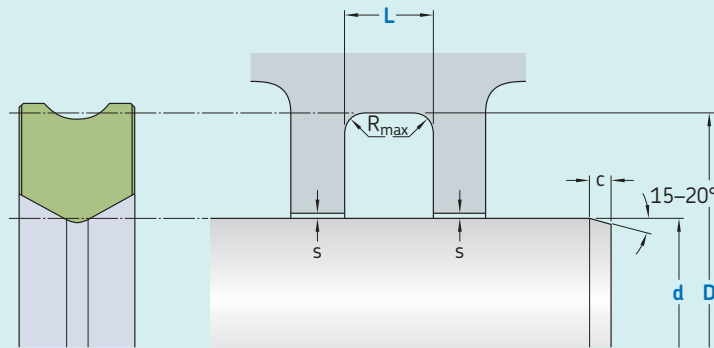
Material Seal	Temperature		Speed ¹⁾	Pressure ²⁾
	from	to	max	max
	°C		m/s	bar (MPa)
■ ECOPUR	-30	+110	0,4	400 (40)
■ ECOPUR LD	-35	+110	0,4	400 (40)
■ G-ECOPUR	-30	+110	0,4	400 (40)
■ H-ECOPUR	-20	+110	0,4	400 (40)
■ S-ECOPUR	-20	+110	0,4	400 (40)
■ T-ECOPUR	-50	+110	0,4	400 (40)

IMPORTANT NOTE: The stated operating conditions represent general indications. It is recommended not to use all maximum values simultaneously.

¹⁾ Surface speed limit values are valid only in the presence of a lubrication film.

²⁾ Pressure ratings depend on the size of the extrusion gap.

S35-P



Ordering dimensions in **blue**

Surface roughness	R_{tmax}	R_a
	μm	
Sliding surface	$\leq 2,5$	0,05–0,3
Bottom of groove	$\leq 6,3$	$\leq 1,6$
Groove face	≤ 15	≤ 3

Bearing area: 50–95% and a cutting depth of 0,5 R_z based on $C_{ref} = 0\%$

Standard dimensions						Maximal radial extrusion gap			
d	D	L	R_{max}	c	s^*	20 bar	100 bar	200 bar	400 bar
f8	H10	+ 0,2							
over	incl.								
mm						mm			
5	10	d + 5	4,0	0,4	2,0	0,33	0,18	0,10	0,05
10	25	d + 6	4,5	0,4	3,0	0,33	0,18	0,10	0,05
25	50	d + 8	5,5	0,4	3,5	0,33	0,18	0,10	0,05
50	100	d + 10	6,5	0,4	4,0	0,37	0,23	0,15	0,10
100	150	d + 15	9,5	0,4	5,0	0,46	0,33	0,25	0,18
150	300	d + 20	12,5	0,4	6,0	0,54	0,38	0,33	0,25
300	500	d + 25	15,0	0,4	8,5	0,61	0,45	0,40	0,33
500	700	d + 30	17,5	0,4	10,0	0,67	0,50	0,45	0,40
700	1 250	d + 40	22,0	0,4	13,0	0,77	0,50	0,45	0,40
1 250	2 000	d + 50	27,0	0,4	15,0	0,87	0,60	0,50	0,40
2 000	4 000	d + 60	32,0	0,4	18,0	0,97	0,70	0,50	0,40

* Extrusion gap values shown above are valid for a temperature of 70 °C, higher temperatures require lower values.

Ordering example

Profile
d x D x L [mm]
Sealing material

Rod Seal S35-P
120 x 135 x 9,5
ECOPUR

Operating parameters

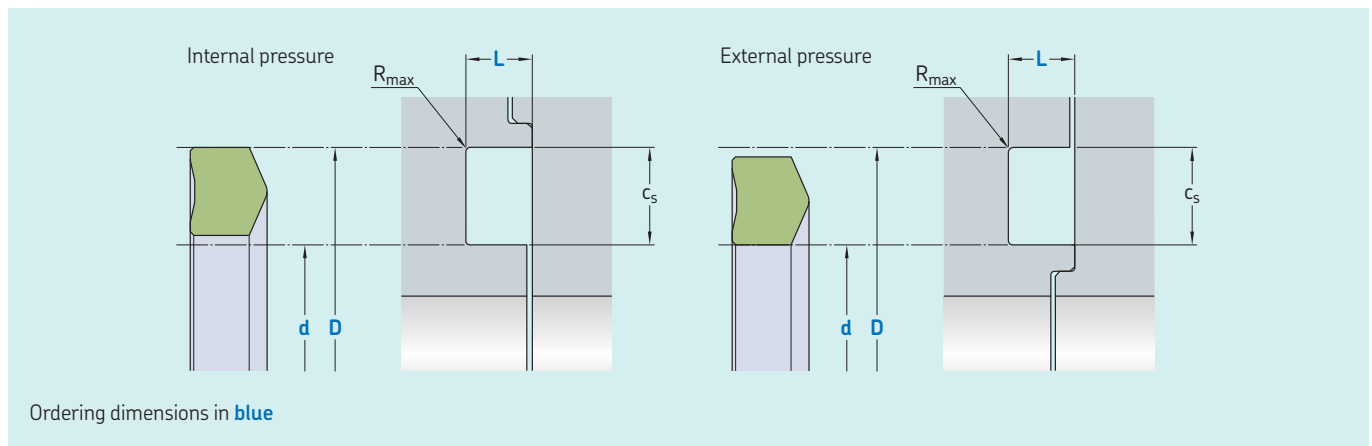
Material Seal	Temperature		Speed ¹⁾	Pressure ²⁾
	from	to	max	max
	°C		m/s	bar (MPa)
■ ECOPUR	-30	+110	0,4	400 (40)
■ ECOPUR LD	-35	+110	0,4	400 (40)
■ G-ECOPUR	-30	+110	0,4	400 (40)
■ H-ECOPUR	-20	+110	0,4	400 (40)
■ S-ECOPUR	-20	+110	0,4	400 (40)
■ T-ECOPUR	-50	+110	0,4	400 (40)

IMPORTANT NOTE: The stated operating conditions represent general indications. It is recommended not to use all maximum values simultaneously.

¹⁾ Surface speed limit values are valid only in the presence of a lubrication film.

²⁾ Pressure ratings depend on the size of the extrusion gap.

R35-A



Surface roughness	R_{tmax}	R_a
	μm	
Sliding surface	≤ 2,5	0,1–0,5
Bottom of groove	≤ 6,3	≤ 1,6
Groove face	≤ 15	≤ 3

Bearing area: 50–95% and a cutting depth of 0,5 R_z based on $C_{ref} = 0\%$

Standard dimensions		C_s	L	R
Corresponding O-ring cord diameter d_2				
AS 568A ¹⁾	ISO 3601 ²⁾			
mm				
1,78	1,8	2	1,40	0,4
2,62	2,65	3	2,25	0,4
3,53	3,55	4	3,10	0,4
5,33	5,3	6	4,75	0,4
6,99	7	8	6,20	0,4

¹⁾ American standard
²⁾ DIN 3771
 Minimum nominal inside diameter $d \geq 5$ mm.
 Standard definition for this profile is inside pressure.

Ordering example

Profile
 d x D x L [mm] / Pressure side
 Sealing material

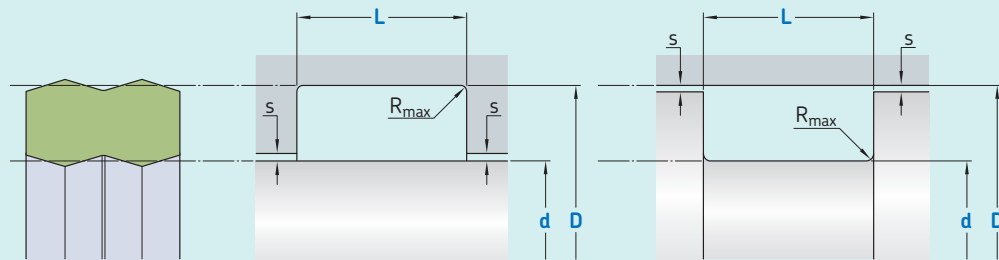
Rotary seal R35-A
100 x 112 x 4,75 / Internal pressure
ECOPUR

Operating parameters

Material Seal	Temperature		Speed	Pressure
	from	to	max	max
	°C		m/s	bar (MPa)
■ ECOPUR	-30	+110		800 (80)
■ ECOPUR LD	-35	+110		800 (80)
■ G-ECOPUR	-30	+110		800 (80)
■ H-ECOPUR	-20	+110		800 (80)
■ S-ECOPUR	-20	+110		800 (80)
■ T-ECOPUR	-50	+110	only recommended for static application	800 (80)
■ SKF Ecorubber-1	-30	+100		250 (25)
■ SKF Ecorubber-H	-25	+150		250 (25)
■ SKF Ecorubber-2	-20	+200		250 (25)
■ SKF Ecorubber-3	-50	+150		250 (25)
■ SKF Ecoflas	-10	+200		250 (25)
■ SKF Ecosil	-60	+200		250 (25)

IMPORTANT NOTE: The stated operating conditions represent general indications. It is recommended not to use all maximum values simultaneously.

R15



Ordering dimensions in **blue**

Standard dimensions

d	D	L	R _{max}	s
h9	H8	+0,2		
over	incl.			
mm				
5	15	d + 2,5	3,3	0,3
15	75	d + 5,0	5,4	0,3
75	150	d + 8,0	7,7	0,3
150	200	d + 10,0	9,3	0,6
200	350	d + 15,0	13,0	0,6
350	1250	d + 20,0	17,0	0,6

Pressure Surface roughness	Constant		Pulsating	
	R _{tmax}	R _a	R _{tmax}	R _a
	μm		μm	
Sliding surface	12,5	3,2	6,3	1,6
Bottom of groove	12,5	3,2	6,3	1,6
Groove face	12,5	3,2	6,3	1,6

Bearing area: 50–95% and a cutting depth of 0,5 R_z based on C_{ref} = 0%

Ordering example

Profile
d x D x L [mm]
Sealing material

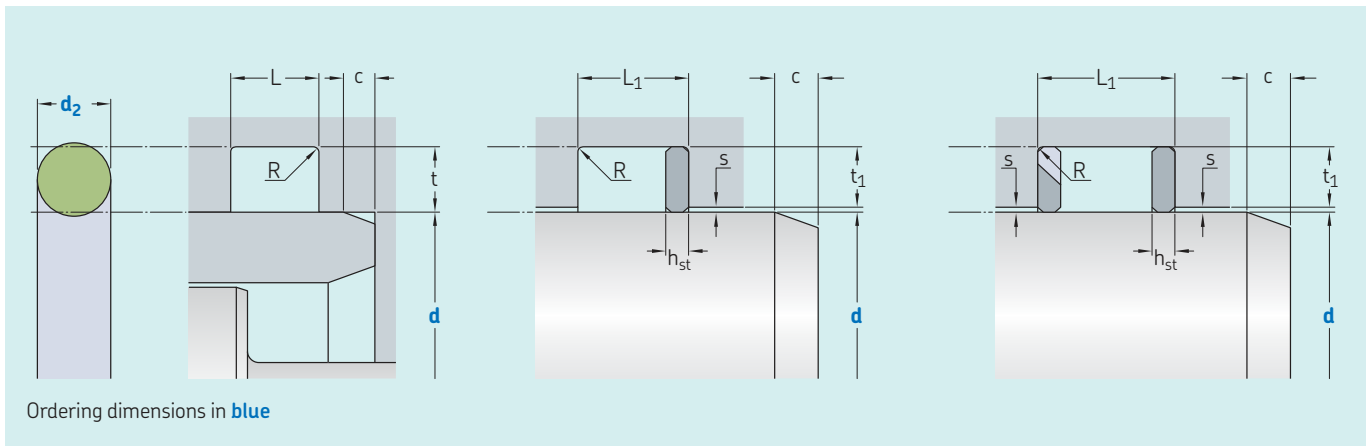
Rotary seal R15
100 x 108 x 7,7
ECOPUR

Operating parameters

Material Seal	Temperature		Speed	Pressure
	from	to	max	max
	°C		m/s	bar (MPa)
■ ECOPUR	-30	+110	only recommended for static application	400 (40)
■ ECOPUR LD	-35	+110		400 (40)
■ G-ECOPUR	-30	+110		400 (40)
■ H-ECOPUR	-20	+110		400 (40)
■ S-ECOPUR	-20	+110		400 (40)
■ T-ECOPUR	-50	+110		400 (40)

IMPORTANT NOTE: The stated operating conditions represent general indications. It is recommended not to use all maximum values simultaneously.

R13



Ordering dimensions in **blue**

Pressure Surface roughness	Constant		Pulsating	
	R_{tmax}	R_a	R_{tmax}	R_a
	m		m	
Sliding surface¹⁾	6,3	1,6	3,2	0,8
Bottom of groove²⁾	12,5	3,2	6,3	1,6
Groove face	12,5	3,2	12,5	3,2

¹⁾ R_{tmax} / R_a for dynamic application: 1,6 $\mu\text{m} / 0,4 \mu\text{m}$
²⁾ R_{tmax} / R_a for dynamic application: 6,3 $\mu\text{m} / 1,6 \mu\text{m}$
 Bearing area: 50–95% and a cutting depth of 0,5 R_z based on $C_{ref} = 0\%$

Standard dimensions		t	L	t ₁	L ₁	L ₂	R	h _{st}	c	s
d ₂	AS									
	ISO									
	568A ¹⁾									
	3601 ²⁾									
mm										
1,78	1,8	1,35	2,5	1,58	3,5	4,5	0,3	1,0	3,0	f7/H8
2,62	2,65	2,18	3,5	2,42	5,0	6,5	0,3	1,5	3,5	f7/H8
3,53	3,55	3,00	4,4	3,70	5,9	7,4	0,5	1,5	4,0	f7/H8
5,33	5,3	4,50	6,7	5,60	8,4	10,1	0,6	1,7	5,0	f7/H8
6,99	7	5,94	8,8	7,37	10,8	12,8	0,8	2,0	6,0	f7/H8
10	10	8,50	12,5	10,5	15,0	17,5	1,0	2,5	10,0	f7/H8
12	12	10,20	15,5	12,85	18,5	21,5	1,0	3,0	12,0	f7/H8
15	15	12,75	19,0	15,88	22,0	25,0	1,0	3,0	15,0	f7/H8

¹⁾ American standard
²⁾ DIN 3771

Ordering example

Profile
 d x d₂ [mm]
 Sealing material

Rotary seal R13
100 x 3,53
ECOPUR

Operating parameters

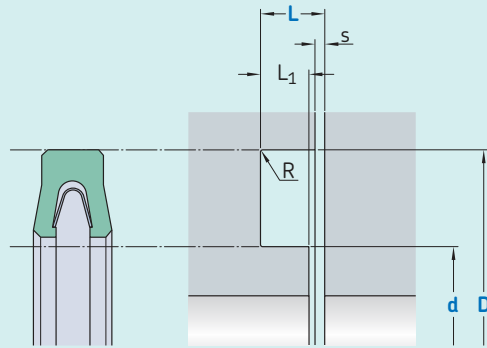
Material Seal	Temperature		Speed ¹⁾	Pressure ²⁾
	from	to	max	max
	°C		m/s	bar (MPa)
■ ECOPUR	-30	+110	only recommended for static application	600 (60)
■ ECOPUR LD	-35	+110		600 (60)
■ G-ECOPUR	-30	+110		600 (60)
■ H-ECOPUR	-20	+110		600 (60)
■ S-ECOPUR	-20	+110		600 (60)
■ T-ECOPUR	-50	+110		600 (60)
■ SKF Ecorubber-1	-30	+100		160 (16)
■ SKF Ecorubber-H	-25	+150		160 (16)
■ SKF Ecorubber-2	-20	+200		160 (16)
■ SKF Ecorubber-3	-50	+150		160 (16)
■ SKF Ecosil	-60	+200		160 (16)
■ SKF Ecoflon 1	-200	+260		160 (16)

IMPORTANT NOTE: The stated operating conditions represent general indications. It is recommended not to use all maximum values simultaneously.

¹⁾ Surface speed limit values are valid only in the presence of a lubrication film.

²⁾ We recommend the use of back-up rings for ECOPUR above 400 bar and for SKF Ecorubber above 100 bar.

R12-F



Ordering dimensions in **blue**

Surface roughness	R_{tmax}	R_a
	μm	
Sliding surface	≤ 2	0,05–0,2
Bottom of groove	≤ 6,3	≤ 1,6
Groove face	≤ 15	≤ 3

Bearing area: 50–95% and a cutting depth of 0,5 R_z based on $C_{ref} = 0\%$

Standard dimensions

D	d	L	L_1	R	$s_{max}^{1)}$
H8 over	incl.		min		
mm					
39,6	46	D – 9,6	3,1 +0,08	1,5	0,4
46	125	D – 14,2	4,7 +0,10	2,4	0,4
125	600	D – 19	6,1 +0,15	3,1	0,4





¹⁾ The extrusion gap is valid for the side opposite to the pressure side.

Ordering example

Profile
D x d x L [mm]
Sealing material / Spring

Rotary seal R12-F
125 x 110,8 x 4,7
SKF Ecoflon 2 / 1.4310

Operating parameters

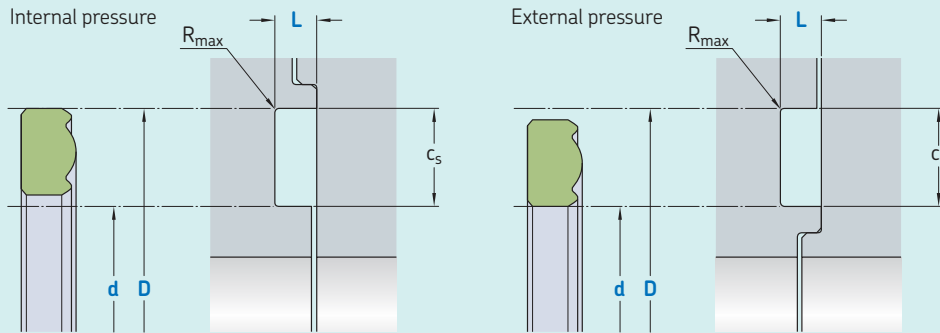
Material Seal	Spring ³⁾	Temperature		Speed ¹⁾	Pressure ²⁾
		from	to	max	max
		°C		m/s	bar (MPa)
 SKF Ecoflon 1	1.4310	-200	+260	1	300 (30)
 SKF Ecoflon 2	1.4310	-200	+260	1	300 (30)
 SKF Ecoflon 3	1.4310	-200	+260	1	300 (30)
 SKF Ecoflon 4	1.4310	-200	+260	1	300 (30)

IMPORTANT NOTE: The stated operating conditions represent general indications. It is recommended not to use all maximum values simultaneously.

¹⁾ Surface speed limit values are valid only in the presence of a lubrication film.

²⁾ Pressure ratings depend on the size of the extrusion gap.

R20-P



Ordering dimensions in **blue**

Pressure Surface roughness	Constant		Pulsating	
	R_{tmax}	R_a	R_{tmax}	R_a
	μm		μm	
Sliding surface	12,5	3,2	6,3	1,6
Bottom of groove	12,5	3,2	6,3	1,6
Groove face	12,5	3,2	6,3	1,6

Bearing area: 50–95% and a cutting depth of 0,5 R_z based on $C_{ref} = 0\%$

Standard dimensions					
d	D	c_s	L	R_{max}	
h11	H11		+ 0,2		
over	incl.				
mm					
5	75	d + 15	7,5	2,5	0,4
75	100	d + 16	8,0	4,0	0,4
100	150	d + 20	10,0	5,0	0,4
150	200	d + 25	12,5	6,0	0,4
200	350	d + 30	15,0	7,5	0,4
350	600	d + 40	20,0	10,0	0,4

Standard definition for this profile is inner pressure.
d h11 = D H11

Ordering example

Profile
d x D x L [mm] / Pressure side
Sealing material

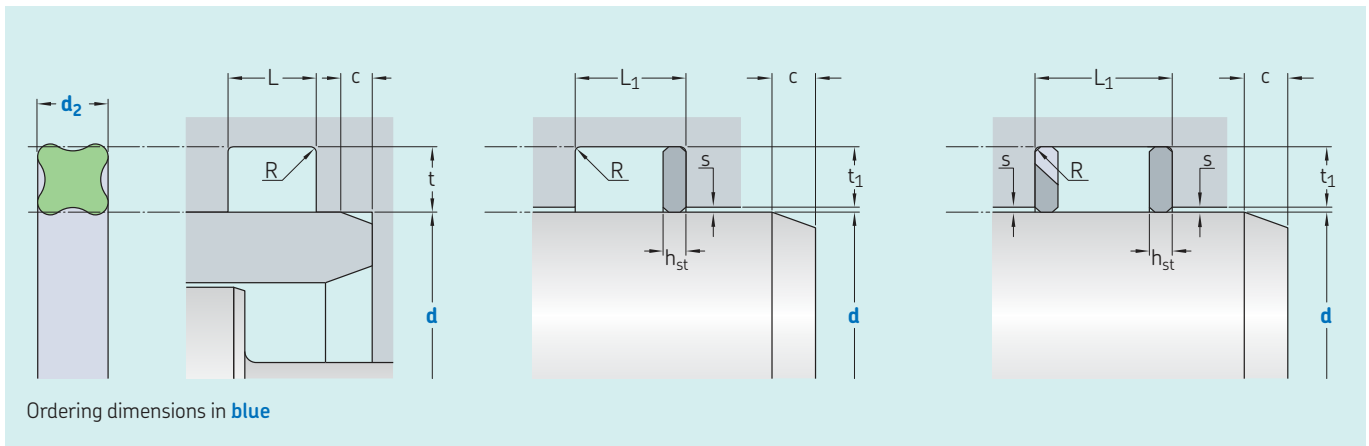
Rotary seal R20-P
100 x 125 x 7,7 / Internal pressure
ECOPUR

Operating parameters

Material Seal	Temperature		Speed	Pressure
	from	to	max	max
	°C		m/s	bar (MPa)
■ ECOPUR	-30	+110		800 (80)
■ ECOPUR LD	-35	+110		800 (80)
■ G-ECOPUR	-30	+110	only recommended for static application	800 (80)
■ H-ECOPUR	-20	+110		800 (80)
■ S-ECOPUR	-20	+110		800 (80)
■ T-ECOPUR	-50	+110		800 (80)

IMPORTANT NOTE: The stated operating conditions represent general indications. It is recommended not to use all maximum values simultaneously. Standard of this profile is inner pressure.

R16



Ordering dimensions in **blue**

Pressure Surface roughness	Constant		Pulsating	
	R_{tmax}	R_a	R_{tmax}	R_a
	μm		μm	
Sliding surface¹⁾	6,3	1,6	3,2	0,8
Bottom of groove²⁾	12,5	3,2	6,3	1,6
Groove face	12,5	3,2	12,5	3,2

¹⁾ R_{tmax} / R_a for dynamic application: 1,6 $\mu\text{m} / 0,4 \mu\text{m}$
²⁾ R_{tmax} / R_a for dynamic application: 6,3 $\mu\text{m} / 1,6 \mu\text{m}$
 Bearing area: 50–95% and a cutting depth of 0,5 R_z based on $C_{ref} = 0\%$

Standard dimensions											
d_2	t	L	t_1	L_1	L_2	R	h_{st}	c	s		
AS 568A ¹⁾	ISO 3601 ²⁾										
mm											
2,62	2,65	2,25	3	2,35	4,4	5,8	0,3	1,4	3,5	0,08	
3,53	3,55	3,10	4	3,21	5,4	6,8	0,4	1,4	4,0	0,08	
5,33	5,3	4,75	6	4,89	7,7	9,4	0,4	1,7	5,0	0,10	
6,99	7	6,20	8	6,40	10,5	13,0	0,6	2,5	6,0	0,10	

¹⁾ American standard
²⁾ DIN 3771

Ordering example

Profile
 d x d_2 [mm]
 Sealing material

Rotary seal R16
100 x 3,55
SKF Ecorubber-1

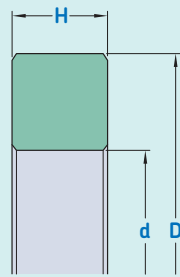
Operating parameters

Material Seal	Temperature		Speed	Pressure
	from	to	max	max
	°C		m/s	bar (MPa)
■ ECOPUR	-30	+110		400 (40)
■ ECOPUR LD	-35	+110		400 (40)
■ G-ECOPUR	-30	+110		400 (40)
■ H-ECOPUR	-20	+110		400 (40)
■ S-ECOPUR	-20	+110		400 (40)
■ T-ECOPUR	-50	+110		400 (40)
■ SKF Ecorubber-1	-30	+100		50 (5)
■ SKF Ecorubber-H	-25	+150		50 (5)
■ SKF Ecorubber-2	-20	+200		50 (5)
■ SKF Ecorubber-3	-50	+150		50 (5)
■ SKF Ecoflas	-10	+200		50 (5)

IMPORTANT NOTE: The stated operating conditions represent general indications. It is recommended not to use all maximum values simultaneously.



R14



Ordering dimensions in **blue**

Standard dimensions

Because of the design diversity of this profile, it is not useful to list standard dimensions.

The size and position of the tolerance field have to be considered and may be adapted to special functions.

Ordering example

Profile
d x D x H [mm]
Sealing material

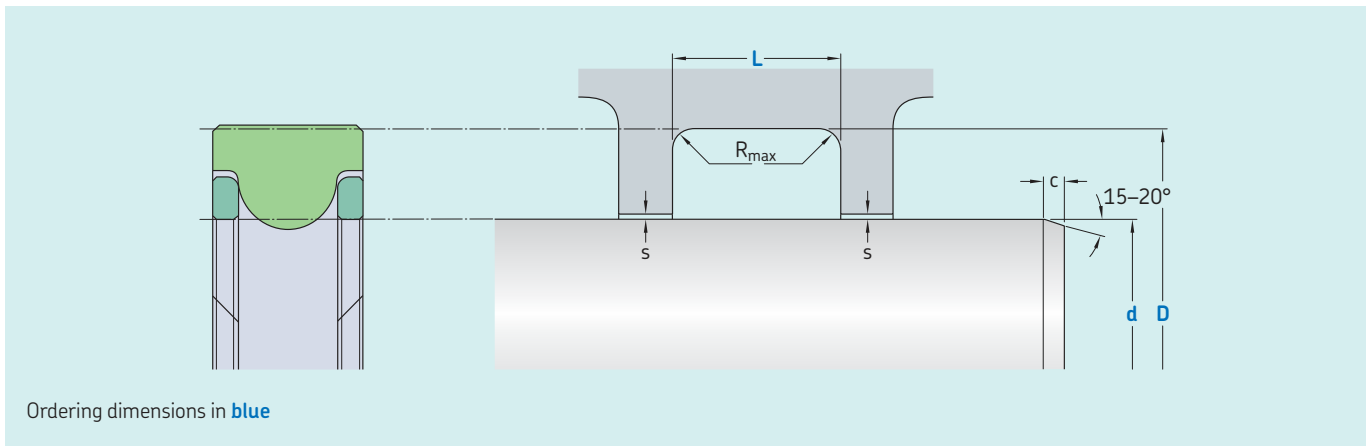
Rotary seal R14
85 x 100 x 2
SKF Ecotal

Operating parameters

Material Seal	Temperature	
	from	to
°C		
■ ECOPUR	-30	+110
■ ECOPUR LD	-35	+110
■ G-ECOPUR	-30	+110
■ H-ECOPUR	-20	+110
■ S-ECOPUR	-20	+110
■ T-ECOPUR	-50	+110
■ X-ECOPUR	-30	+110
■ G-ECOPUR 54 D	-30	+110
■ X-ECOPUR H	-20	+110
■ X-ECOPUR S	-20	+110
■ SKF Ecorubber-1	-30	+100
■ SKF Ecorubber-H	-25	+150
■ SKF Ecorubber-2	-20	+200
■ SKF Ecorubber-3	-50	+150
■ SKF Ecoflas	-10	+200
■ SKF Ecosil	-60	+200
■ SKF Ecoflon 1	-200	+260
■ SKF Ecoflon 2	-200	+260
■ SKF Ecoflon 3	-200	+260
■ SKF Ecoflon 4	-200	+260
■ SKF Ecotal	-50	+100
■ SKF Ecomid	-40	+110
■ SKF Ecopaek	-100	+260
■ SKF Ecowear 1000	-200	+90

IMPORTANT NOTE: Materials are depending on the application. Please contact SKF for more information.

S20-R



Ordering dimensions in **blue**

Surface roughness	R_{tmax}	R_a
	μm	
Sliding surface	$\leq 2,5$	0,05–0,3
Bottom of groove	$\leq 6,3$	$\leq 1,6$
Groove face	≤ 15	≤ 3

Bearing area: 50–95% and a cutting depth of 0,5 R_z based on $C_{ref} = 0\%$

Standard dimensions				D	L	R_{max}	c	s^*
d	f8			H10	+0,25			
static	over	incl.	dynamic					
over			over					
			incl.					
mm								
11	100	–	–	d + 2,70	4,5	0,4	2,0	f8/H8
100	150	11	20	d + 4,36	6,5	0,4	2,0	f8/H8
150	250	20	40	d + 6,00	7,4	0,4	3,0	f8/H8
250	400	40	100	d + 9,06	10,1	0,4	3,5	f8/H8
400	600	100	300	d + 11,88	12,8	0,4	4,5	f8/H8
600		300	600	d + 17,00	17,5	0,4	4,5	f8/H8

* Extrusion gap values shown above are valid for a temperature of 70 °C, higher temperatures require lower values.

Ordering example

Profile
 d x D x L [mm]
 Sealing material / Back-up ring

Rod Seal S20-R
100 x 115 x 13
 SKF Ecorubber-1 / SKF Ecotal

Operating parameters

Material Seal	Back-up ring ³⁾	Temperature		Speed ¹⁾	Pressure ²⁾
		from	to	max	max
		°C		m/s	bar (MPa)
■ SKF Ecorubber-1	■ SKF Ecotal	-30	+100	0,5	700 (70)
■ SKF Ecorubber-1	■ SKF Ecomid	-30	+100	0,5	700 (70)
■ SKF Ecorubber-H	■ SKF Ecoflon 2	-25	+150	0,5	700 (70)
■ SKF Ecorubber-H	■ SKF Ecotal	-25	+100	0,5	700 (70)
■ SKF Ecorubber-H	■ SKF Ecomid	-25	+110	0,5	700 (70)
■ SKF Ecorubber-H	■ SKF Ecopaek	-25	+150	0,5	700 (70)
■ SKF Ecorubber-2	■ SKF Ecoflon 2	-20	+200	0,5	700 (70)
■ SKF Ecorubber-2	■ SKF Ecopaek	-20	+200	0,5	700 (70)

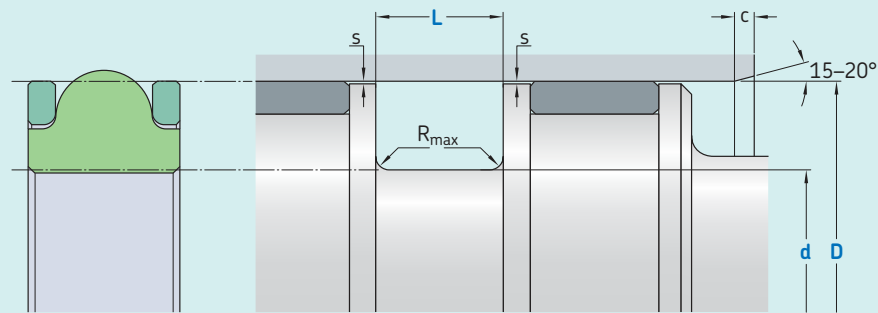
IMPORTANT NOTE: The stated operating conditions represent general indications. It is recommended not to use all maximum values simultaneously.

¹⁾ Surface speed limit values are valid only in the presence of a lubrication film.

²⁾ Pressure ratings depend on the size of the extrusion gap.

³⁾ Size limitation D: Up to 260 mm SKF Ecotal, from 260 – 400 mm SKF Ecotal or SKF Ecomid and above 400 mm SKF Ecomid.

K20-R



Ordering dimensions in **blue**

Surface roughness	R_{tmax}	R_a
	μm	
Sliding surface	$\leq 2,5$	0,05–0,2
Bottom of groove	$\leq 6,3$	$\leq 1,6$
Groove face	≤ 15	≤ 3

Bearing area: 50–95% and a cutting depth of 0,5 R_z based on $C_{ref} = 0\%$

Standard dimensions

D	d		L	R_{max}	c	s^*
H9	h9		+0,25			
static	dynamic					
over	incl.	over	incl.			
mm						
8	100	–	–	D – 2,70	4,5	0,2
100	150	8	20	D – 4,36	6,5	0,2
150	250	20	40	D – 6,00	7,4	0,4
250	400	40	100	D – 9,06	10,1	0,4
400	600	100	300	D – 11,88	12,8	0,4
600		300	600	D – 17,00	17,5	0,4

* Extrusion gap values shown above are valid for a temperature of 70 °C, higher temperatures require lower values.

Ordering example

Profile
 D x d x L [mm]
 Sealing material / Back-up ring

Piston seal K20-R
 100 x 95,64 x 6,5
 SKF Ecorubber-1 / SKF Ecotal

Operating parameters

Material Seal	Back-up ring ³⁾	Temperature		Speed ¹⁾	Pressure ²⁾
		from	to	max	max
		°C		m/s	bar (MPa)
■ SKF Ecorubber-1	■ SKF Ecotal	-30	+100	0,5	700 (70)
■ SKF Ecorubber-1	■ SKF Ecomid	-30	+100	0,5	700 (70)
■ SKF Ecorubber-H	■ SKF Ecoflon 2	-25	+150	0,5	700 (70)
■ SKF Ecorubber-H	■ SKF Ecotal	-25	+100	0,5	700 (70)
■ SKF Ecorubber-H	■ SKF Ecomid	-25	+110	0,5	700 (70)
■ SKF Ecorubber-H	■ SKF Ecopaek	-25	+150	0,5	700 (70)
■ SKF Ecorubber-2	■ SKF Ecoflon 2	-20	+200	0,5	700 (70)
■ SKF Ecorubber-2	■ SKF Ecopaek	-20	+200	0,5	700 (70)

IMPORTANT NOTE: The stated operating conditions represent general indications. It is recommended not to use all maximum values simultaneously.

¹⁾ Surface speed limit values are valid only in the presence of a lubrication film.

²⁾ Pressure ratings depend on the size of the extrusion gap.

³⁾ Size limitation D: Up to 260 mm SKF Ecotal, from 260 – 400 mm SKF Ecotal or SKF Ecomid and above 400 mm SKF Ecomid.